Deepbloo

PANORAMA DEEPBLOO · PUBLIC TENDERS

South Africa

Public tenders in the electricity sector

Generation, grids, renewables, metering · March to October 2026

Published in November 2026
© 2026 Deepbloo. Reproduction permitted with attribution.

deepbloo.com

ELECTRICITY · SOUTH AFRICA

Introduction

Maintaining power stations, extending the transmission grid, installing meters, lighting streets: much of this work reaches the market through public tenders. This Panorama counts the consultations published in South Africa between March and October 2026 in the electricity sector, from the notices collected by Deepbloo on the National Treasury eTender portal, Eskom's tender bulletin, the procurement sites of several public buyers and private aggregation platforms. They come from Eskom and its transmission subsidiary NTCSA, from state-owned companies, government departments and municipalities.

Over eight months, 1,087 consultations were identified, each examined individually: non-electrical services bought for power station or substation sites, such as security, catering or building works, are not counted. Each consultation is attached to one of seven segments, from the operation and maintenance of power stations and transmission and distribution grids to street lighting and energy efficiency.

This count comes at a time when the power system has stabilised and the transmission grid is preparing for a major build-out.

Key national facts

- Eskom reports more than 500 consecutive days without load shedding since 16 May 2025, and an energy availability factor of 68.11% for its fleet over the financial year to date. *Source: Eskom, 2 October 2026.*
- The Transmission Development Plan provides for nearly 14,500 km of new transmission lines and 133,000 MVA of transformation capacity between 2025 and 2034, to integrate about 56 GW of new generation. *Source: NTCSA, Transmission Development Plan 2024.*
- Bid window 7 of the Renewable Energy Independent Power Producer Procurement Programme totals 3,940 MW, spread over 18 solar PV projects. Corporate power purchase agreements are expected to support 73% of the 2.3 GW of solar and wind additions anticipated for 2026. Neither is published through the tender channels analysed in this report. *Source: IPP Office, 15 December 2025; BloombergNEF, 7 September 2026.*

Main finding of the period: electricity tenders in South Africa are concentrated on one buyer, on power station maintenance and on grids. Eskom launched 43.1% of the consultations; the operation and maintenance of power stations (34.3%) and transmission and distribution grids (34.0%) account for more than two consultations in three. On official platforms, the like-for-like comparison, the number of consultations rose by 20.0% from the March to June period to the July to October period, the same rate as for all tender notices collected from these platforms (20.0%): there is no sector-specific acceleration.

© 2026 Deepbloo. Reproduction permitted with attribution.

COUNTRY PROFILE

South Africa at a glance

IDENTITY CARD	
Official name	Republic of South Africa
Capitals	Pretoria (executive), Cape Town (legislative), Bloemfontein (judicial)
Population	63.5 million (mid-2026, Stats SA)
GDP	US$427 billion (2025, World Bank)
Growth outlook	1.0% in 2026 (IMF, October 2026)
Currency	South African rand (ZAR)
Structure	9 provinces, 8 metros, 257 municipalities
Tender language	English
Energy ministry	Department of Electricity and Energy (Minister: Kgosientsho Ramokgopa)
Regulator	National Energy Regulator of South Africa (NERSA)
Main utility	Eskom; transmission: NTCSA
Procurement rules	PFMA (national and provincial bodies), MFMA (municipalities), PPPFA preferences including B-BBEE. The Public Procurement Act 28 of 2024 never came into force; the Constitutional Court declared it invalid on 17 September 2026
Main tender portal	National Treasury eTender portal (etenders.gov.za)



Map: national borders (Natural Earth). Province names are indicative.

The electricity system in figures

INSTALLED CAPACITY
67 GW
2025, ALL PRODUCERS

COAL SHARE
78%
OF GENERATION, 2025

WIND AND SOLAR
13%
SHARE OF GENERATION, 2025

ESKOM CAPACITY
53 GW
INSTALLED, JULY 2025

Electricity generation by source, 2025



Other: nuclear, hydro, gas and diesel. Sources: Stats SA (population), World Bank (GDP), IMF (growth outlook), BloombergNEF South Africa Transition Factbook 2026 (capacity and generation mix), Eskom generation plant mix (July 2025). Full references in appendix C.

© 2026 Deepbloo. Reproduction permitted with attribution.

ELECTRICITY · SOUTH AFRICA

Market context

The figures in this Panorama should be read against a specific backdrop. The reference points below come from public sources (Eskom, NTCSA, IPP Office, National Treasury, BloombergNEF), listed in appendix C. They are not drawn from Deepbloo data.

DAYS WITHOUT LOAD SHEDDING
500+
SINCE 16 MAY 2025 (ESKOM, 2 OCT. 2026)

ESKOM FLEET AVAILABILITY
68.11%
FINANCIAL YEAR TO DATE (ESKOM, 2 OCT. 2026)

NEW TRANSMISSION LINES
~14,500 km
PLANNED 2025 TO 2034 (NTCSA)

SMART METERS PLANNED
6.2 million
OVER THREE YEARS (ESKOM)

REIPPPP BID WINDOW 7
3,940 MW
PREFERRED BIDDERS, 18 SOLAR PV PROJECTS (IPP OFFICE)

MUNICIPAL ARREAR DEBT
R111.6 bn
OWED TO ESKOM, 31 MARCH 2026

A stable power system

Eskom reports more than 500 consecutive days without load shedding since 16 May 2025, and an energy availability factor of 68.11% for its fleet over the financial year to date (statement of 2 October 2026).

Transmission, the main build-out programme

The Transmission Development Plan published by NTCSA, Eskom's transmission subsidiary, provides for nearly 14,500 km of new lines, 210 transformers and 133,000 MVA of transformation capacity between 2025 and 2034, to integrate about 56 GW of new generation. In parallel, the IPP Office runs an Independent Transmission Projects programme for privately financed lines; seven pre-qualified bidders were announced for its first phase in December 2025.

Renewables and storage: large volumes outside the channels covered

Large volumes of renewable generation are procured through the programmes of the Independent Power Producer Office. Bid window 7 of the REIPPPP totals 3,940 MW, spread over 18 solar PV projects (IPP Office, 15 December 2025). Private buyers now play the larger role: BloombergNEF expects corporate power purchase agreements to support 73% of the 2.3 GW of solar and wind additions anticipated for 2026, the first year in which they exceed government auctions (South Africa Transition Factbook, 7 September 2026). The REIPPPP is a competitive public procurement programme run by the IPP Office, but apart from a few related publications relayed on eTender, neither route is published through the tender channels analysed in this report.

Smart metering and municipal debt

Eskom has announced a plan for 6.2 million smart meters over three years and reported about 1.86 million meters deployed in a mid-2026 system update. For municipalities, National Treasury has set up a transversal contract (RT29) for smart electricity and water meters. Municipal arrear debt owed to Eskom reached R111.6 billion at 31 March 2026, up 17.9% in a year, according to Eskom's annual financial statements.

© 2026 Deepbloo. Reproduction permitted with attribution.

01

SECTION 01

Key figures

© 2026 Deepbloo. Reproduction permitted with attribution.

ELECTRICITY · SOUTH AFRICA

Key figures

1,087
public consultations in the electricity sector published in South Africa between March and October 2026.

43%
are launched by Eskom, or 468 consultations, across its divisions and head office.

34%
concern the operation and maintenance of power stations: spare parts, overhauls, plant maintenance.

34%
concern transmission and distribution grids: substations, transformers, lines, switchgear.

25 days
median time given to companies to submit a bid, between publication and closing date.

+20.0%
change from the March to June period to the July to October period on official platforms, the same rate as for all tender notices collected from these platforms (+20.0%). All sources: +26.5%.

Key findings

- Demand is concentrated on one buyer: Eskom launched 468 of the 1,087 consultations (43.1%). The ten most active buyers account for 63.8%.
- Power stations and grids come first: the operation and maintenance of power stations (373 consultations) and transmission and distribution grids (370) far outweigh the other segments.
- Renewables and storage account for 82 consultations. This relatively low number does not reflect the scale of South Africa's renewable energy market: the IPP Office programmes and corporate power purchase agreements (which BloombergNEF expects to support 73% of the 2.3 GW of solar and wind additions anticipated for 2026) are not published through the tender channels analysed in this report.
- Smart metering appears as a segment of its own, with 33 consultations from Eskom, NTCSA, Transnet and municipalities.
- Municipalities and metros publish 273 consultations (25.1%), with the City of Cape Town the most active (28).

Cite this Panorama

"Source: Deepbloo, Panorama of public tenders in the electricity sector, South Africa, March to October 2026 (deepbloo.com)"

The figures in this Panorama may be reused freely, provided the source is cited in this form.

© 2026 Deepbloo. Reproduction permitted with attribution.

02

SECTION 02

Methodology

© 2026 Deepbloo. Reproduction permitted with attribution.

ELECTRICITY · SOUTH AFRICA

Methodology

Scope

Calls for tender published in South Africa between 1 March and 31 October 2026 by public buyers: Eskom and its subsidiaries, state-owned companies, national and provincial departments, municipalities, municipal entities and other public bodies. Award notices and other follow-up publications are analysed separately.

Selection of consultations

Notices come from the Deepbloo database, which gathers the publications of the National Treasury eTender portal, Eskom's tender bulletin, the procurement sites of several public buyers and private aggregation platforms. A notice is kept when one of the search terms listed in appendix A appears in its title or in the title of one of its lots. Notices whose title points to another activity (disposal of scrap equipment, staff transport, laboratory equipment, digital transformation) are removed. Each remaining consultation was then examined and classified individually, from its title and, where needed, its other publications: non-electrical services bought for electricity sites, off-topic subjects and follow-up publications are excluded.

Counting rules

- A consultation published on several platforms, or republished before its closing date, is counted once.
- A relaunch published after the closing date is counted as a new consultation.
- Each lot published separately counts as one consultation.
- A re-issue or a variant of the same reference (case, spacing, punctuation, a suffix such as R, Re-issue or a platform name) published before the closing date of the first publication designates the same consultation.
- Follow-up publications (award notifications, lists of bidders, cancellations, regret letters, validity extensions) are not counted as consultations; they are covered in section 06.
- Non-electrical services and supplies bought for electricity sites (security, catering, office cleaning, gardening, accommodation, furniture, fire and medical services, general building works) are not counted.
- A consultation is attached to the month of its first publication.

Classification

Each consultation is attached to one buyer type, assigned from the buyer name in a fixed order of priority (NTCSA, Eskom, municipal entities, municipalities, state-owned companies, departments, others). Each consultation is also attached to one segment only, assigned from the terms in its title, the most specific one first: electricity metering, street lighting, energy efficiency, renewables and storage, power stations, generators and standby power, then grids. A transformer for a power station is thus counted under power stations.

© 2026 Deepbloo. Reproduction permitted with attribution.

Changes over time

Changes compare two four-month periods: March to June and July to October 2026. They cover the number of consultations, not amounts. They are set against two references: all tender notices collected by Deepbloo in South Africa over the same periods, and the subset published on official platforms. These references count notices as published: they situate the sector's trend, they are not used to compute a share.

Sources covered

- The National Treasury eTender portal, where public bodies (national departments, provinces, municipalities, state-owned companies) are required to publish their tenders.
- Eskom's tender bulletin; Eskom is the sector's largest buyer.
- The procurement sites of Transnet, City of Cape Town, City of Tshwane, City Power Johannesburg and the Development Bank of Southern Africa.
- Three private tender aggregation platforms (referred to as Aggregators A, B and C)*, which compile notices published by many public buyers.
- The gov.za government portal, the World Bank's procurement notices and Deepbloo's historical collection, which add a few notices.

> * Aggregated data: these platforms compile notices published by a wide range of public buyers (websites, notice boards, regional portals). They complete the coverage of official portals: 95% of the consultations analysed were found on at least one official source, and 51 (4.7%) only through these platforms.

Scope and limitations of this edition

Independent power producer programmes	The large programmes run by the Independent Power Producer Office (REIPPPP renewables, BESIPPPP storage, gas) are not tracked at source, and privately contracted projects (corporate power purchase agreements) are not public tenders. Only a few related publications relayed on eTender appear in this report. The low number of renewables consultations therefore does not reflect the size of the renewable energy market.
Analysis period	The report covers March to October 2026, because Eskom's tender bulletin has been tracked continuously since March 2026. The aggregation platforms were added between April and September 2026: changes over time are therefore given separately for official platforms and for all sources (section 03).
Unit of count	Figures count consultations, not notices: the 1,087 consultations correspond to 1,538 notices collected, because the same consultation is often relayed by several platforms or republished. The counting rules are set out above and in appendix B.
Awards	Award publications are rare in the sources collected, and most refer to a letter attached as a document: 10 of the 97 identified by type name the winning company. They do not support a ranking of winning companies (section 06).
Procedures and amounts	The procedure is recorded for 1,021 consultations. Estimated values are published for only 9: the report gives no distribution of amounts and no market size (section 08).

© 2026 Deepbloo. Reproduction permitted with attribution.

Metros	Tenders that some metros publish only on their own website (Ekurhuleni, part of eThekwini's) may be missing. Private purchasing (mines, industry, independent power producers) is out of scope.
Location	The province is not recorded in a usable way in the notices collected: the report does not offer a breakdown by province.
Response times and contract types	Both are calculated on every consultation that records them: response time on the 1,077 with a usable closing date (closing date as last published, including any extension), contract type on the 996 that record it.
Selection accuracy	Notices are selected on the terms in their title, after removing disposals of scrap equipment, staff transport, follow-up publications and other off-topic subjects. Each of the 1,345 references selected was then examined individually: 260 were excluded, leaving 1,085 references, each counted as one consultation; with 2 notices published without a reference, this gives the 1,087 consultations counted. The references excluded are mostly non-electrical services bought for power station or substation sites (security, catering, fire protection, cleaning, building and civil works), together with off-topic subjects and follow-up publications. An independent check drew 121 references at random (by a hash of the reference) and classified them separately: 96 of them are in the final count, of which 94 relate directly to electricity (98%, 95% confidence interval 93% to 99%); the other 2 are borderline cases (technical training for a municipal energy directorate, transformer room doors). This check measures precision; selection on title terms can also miss a few electricity purchases described in other words (for example energy-efficient luminaires or grid measurement units).

© 2026 Deepbloo. Reproduction permitted with attribution.

Cross-check against public sources

The report's main findings were compared with publicly available information (regulations, Eskom, NTCSA, IPP Office and National Treasury publications). References are listed in appendix C.

REPORT FINDING	WHAT PUBLIC SOURCES SAY	ASSESSMENT
Median of 25 days between publication and closing date	For departments and public entities subject to Treasury Regulation 16A (PFMA), the minimum advertising period for competitive bids is 21 days. For municipalities (MFMA), the minimum is 14 days, rising to 30 days above R10 million or for long-term contracts. Requests for quotation and urgent cases can be shorter, which may explain the quarter of consultations at 18 days or less.	Consistent
NTCSA appears as a separate buyer (14 consultations under its own name, 26 including those carrying an NTCSA reference)	NTCSA publishes its own procurement plan for 2025/26 (projects above R500,000) and its own tenders.	Consistent
33 metering consultations, from Eskom, NTCSA, Transnet and municipalities	Eskom's plan for 6.2 million smart meters and National Treasury's RT29 transversal contract for smart electricity and water meters for municipalities.	Consistent
Few renewables and storage consultations (82)	Volumes go through the Independent Power Producer Office (REIPPPP bid window 7: 3,940 MW) and through corporate power purchase agreements (73% of the solar and wind additions anticipated for 2026, BloombergNEF), both outside the channels covered apart from a few related publications relayed on eTender.	Consistent with the stated limitation
370 consultations for transmission and distribution grids	NTCSA's plan for nearly 14,500 km of new lines by 2034. Large line contracts may, however, go through longer procedures or the private transmission programme.	Consistent

© 2026 Deepbloo. Reproduction permitted with attribution.

03

SECTION 03

Market dynamics

© 2026 Deepbloo. Reproduction permitted with attribution.

ELECTRICITY · SOUTH AFRICA

Market dynamics

The pace of publication ranged from 98 to 164 consultations a month. The low point was April 2026 (98), the high point July 2026 (164). Eskom accounts for between 38% and 56% of consultations depending on the month.

Between the two four-month periods, the number of consultations rose from 480 to 607 across all sources (+26.5%), while all tender notices collected by Deepbloo in South Africa rose by 60.7%. On official platforms only, the increase was 20.0%, from 471 to 565 consultations, the same rate as for all tender notices collected from these platforms (20.0%).

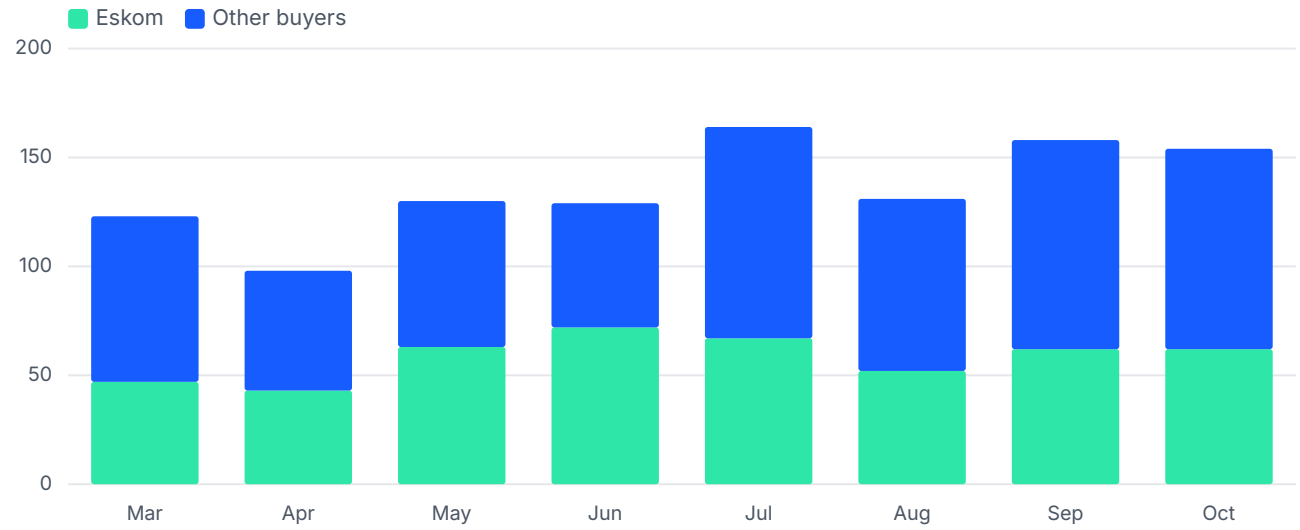

Figure 1: Consultations published each month, 2026

Comparison of the two periods

MEASURE	MAR. TO JUN. 2026	JUL. TO OCT. 2026	CHANGE	ALL TENDER NOTICES COLLECTED
All sources	480	607	+26.5%	+60.7%
Published on official platforms	471	565	+20.0%	+20.0%

What this increase measures. These figures count consultations, not amounts or megawatts: a higher number of consultations does not mean higher investment. On official platforms, the like-for-like comparison, the sector's increase (20.0%) is the same as that of all tender notices collected from these platforms (20.0%): there is no sector-specific acceleration. Across all sources, the reference rises faster (60.7%) than the sector (26.5%) because it counts notices as published, including those relayed by the aggregation platforms added between April and September 2026; the two all-sources figures are therefore not directly comparable.

© 2026 Deepbloo. Reproduction permitted with attribution.

Consultations by month

MONTH	CONSULTATIONS	OF WHICH ESKOM	PUBLISHED ON OFFICIAL PLATFORMS
Mar 2026	123	47	122
Apr 2026	98	43	97
May 2026	130	63	130
Jun 2026	129	72	122
Jul 2026	164	67	158
Aug 2026	131	52	129
Sep 2026	158	62	140
Oct 2026	154	62	138
Total	**1,087**	**468**	**1,036**

Each consultation is attached to the month of its first publication. "All tender notices collected": all calls for tender collected by Deepbloo in South Africa over the same periods, counted as published notices (11,059 then 17,777 across all sources; 10,209 then 12,247 on official platforms).

© 2026 Deepbloo. Reproduction permitted with attribution.

04

SECTION 04

Geographic breakdown

© 2026 Deepbloo. Reproduction permitted with attribution.

ELECTRICITY · SOUTH AFRICA

Geographic breakdown

The province where the work takes place is not recorded in a usable way in the notices collected, so a breakdown by province cannot be given. What is available is a view by broad type of buyer, which shows how national, municipal and state-owned buyers share the consultations.

Consultations by buyer type

Eskom launched 468 consultations, or 43.1% of the total. Municipalities and metros follow with 273 consultations (25.1%), ahead of the other national state-owned companies (162, 14.9%) and national and provincial departments (89, 8.2%). Municipal entities (22) and NTCSA (14) complete the picture, together with 59 consultations from other public bodies (agencies, research councils, colleges).

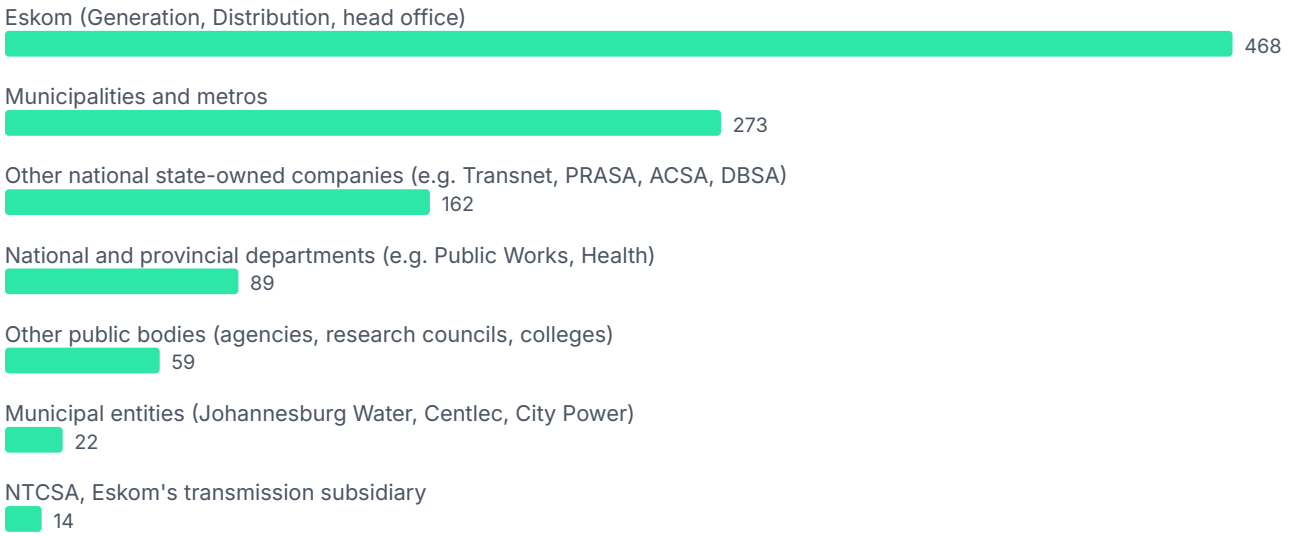

Figure 2: Consultations by buyer type

BUYER TYPE	CONSULTATIONS	SHARE
Eskom (Generation, Distribution, head office)	468	43.1%
Municipalities and metros	273	25.1%
Other national state-owned companies (e.g. Transnet, PRASA, ACSA, DBSA)	162	14.9%
National and provincial departments (e.g. Public Works, Health)	89	8.2%
Other public bodies (agencies, research councils, colleges)	59	5.4%
Municipal entities (Johannesburg Water, Centlec, City Power)	22	2.0%
NTCSA, Eskom's transmission subsidiary	14	1.3%

> Buyer types are assigned from the buyer name given in each notice, in a fixed order of priority, so that each consultation is counted once. A few public agencies with ambiguous names may be classified approximately.

© 2026 Deepbloo. Reproduction permitted with attribution.

05

SECTION 05

Buyers

© 2026 Deepbloo. Reproduction permitted with attribution.

ELECTRICITY · SOUTH AFRICA

Buyers

Eskom launched 468 consultations over the period, far ahead of Transnet (55) and the National Department of Public Works and Infrastructure (38). City of Cape Town (28), Airports Company South Africa (27) and PRASA (26) follow. NTCSA, Eskom's transmission subsidiary, published 14 consultations under its own name. The ten most active buyers account for 63.8% of consultations.

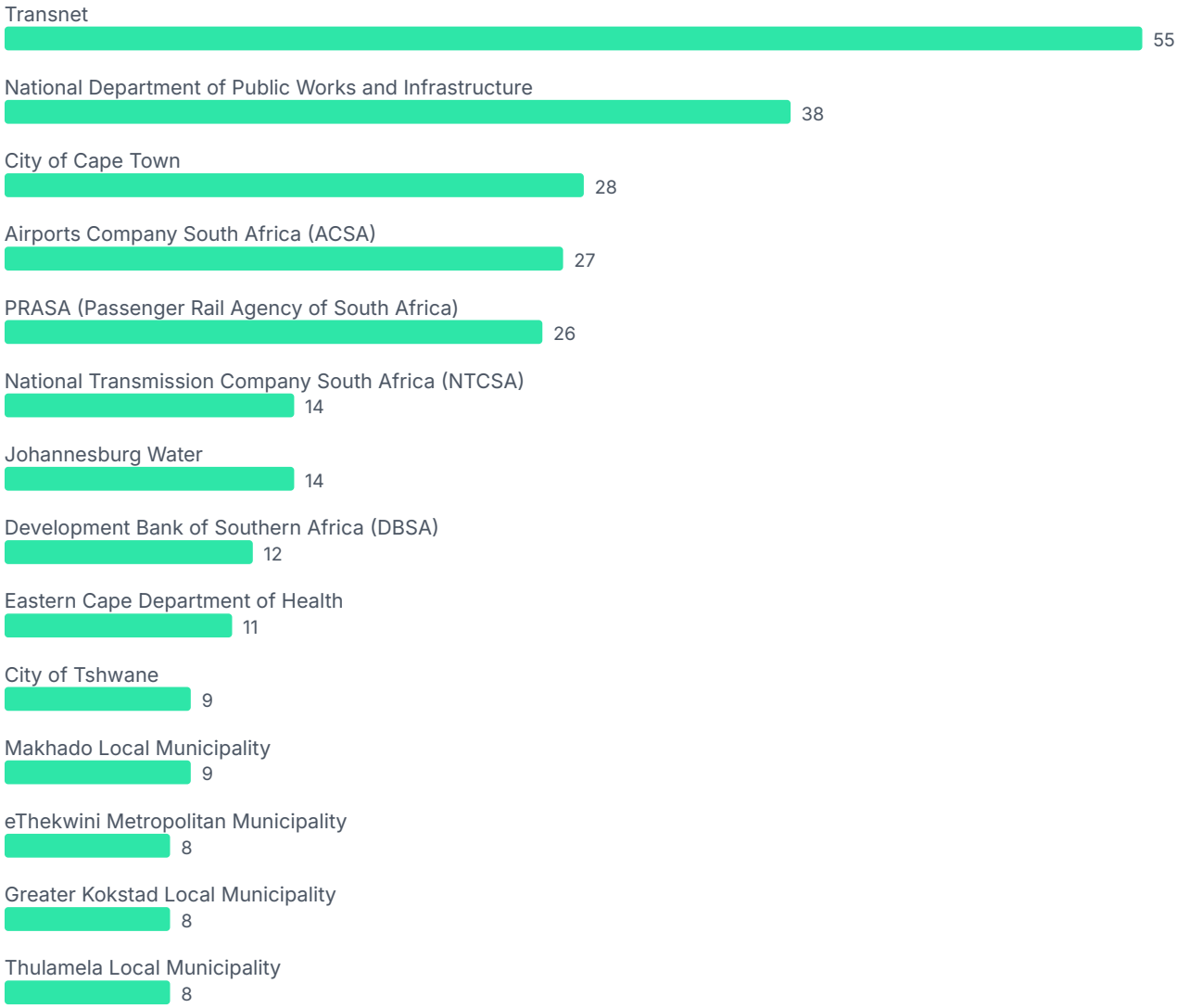

Figure 3: Most active buyers after Eskom

© 2026 Deepbloo. Reproduction permitted with attribution.

Buyers with at least eight consultations

RANK	BUYER	TYPE	CONSULTATIONS
1	Eskom (all divisions)	Eskom	468
2	Transnet	State-owned company	55
3	National Department of Public Works and Infrastructure	Government department	38
4	City of Cape Town	Municipality	28
5	Airports Company South Africa (ACSA)	State-owned company	27
6	PRASA (Passenger Rail Agency of South Africa)	State-owned company	26
7	National Transmission Company South Africa (NTCSA)	Eskom subsidiary	14
7	Johannesburg Water	Municipal entity	14
9	Development Bank of Southern Africa (DBSA)	State-owned company	12
10	Eastern Cape Department of Health	Government department	11
11	City of Tshwane	Municipality	9
11	Makhado Local Municipality	Municipality	9
13	eThekwini Metropolitan Municipality	Municipality	8
13	Greater Kokstad Local Municipality	Municipality	8
13	Thulamela Local Municipality	Municipality	8

> Ranking by buyer, after grouping the different spellings of the same name. Eskom's divisions (Generation, Distribution, head office) are grouped together; NTCSA is shown separately; a further 12 consultations whose reference identifies NTCSA were published under the Eskom name and are counted with Eskom. Transnet's operating divisions (such as Transnet National Ports Authority) are grouped under Transnet. City of Tshwane does not include the Tshwane Automotive Special Economic Zone, a separate entity. Only bodies acting as buyer are ranked. A relaunch published after the closing date counts as a new consultation. Eskom is left out of the chart so that the other buyers remain readable.

© 2026 Deepbloo. Reproduction permitted with attribution.

06

SECTION 06

Awards and tender follow-up

© 2026 Deepbloo. Reproduction permitted with attribution.

ELECTRICITY · SOUTH AFRICA

Awards and tender follow-up

Besides calls for tender, South African buyers publish follow-up documents on the same platforms: award notifications, lists of bidders, cancellations and regret letters. These publications are not counted as consultations. Over the period, the sources collected contain the following electricity-sector publications (same search terms as the consultations), each reference being counted once. Some of them relate to consultations launched before March 2026.

TYPE OF PUBLICATION	COUNT
Award notices (dedicated notice type)	10
Award notifications published on tender portals	87
Lists of bidders who responded	152
Cancellations, regret letters and withdrawals	243
Validity extensions, errata and addenda	58
Other follow-up publications, not broken down by type	41
Total	**591**

Contract winners named

Of the 97 award publications identified by type, 10 name the winning company in the notice itself: 8 of the 10 award notices published on the eTender portal, and 2 of the 87 award notifications, which otherwise refer to a letter attached as a document. No company is named more than once, so the data do not support a ranking of contract winners. Eskom Rotek Industries is an Eskom subsidiary.

COMPANY NAMED	BUYER	SUBJECT
Eskom Rotek Industries	NTCSA	Feeder 6 at Ferrum substation and 400 kV SCADA upgrade
Melees Electrical Lines	NTCSA	Ferrum to Mookodi 2 400 kV line, section A
Livewire Power Projects	NTCSA	Cabling, stringing and transformer removal at Sol substation
Iyanda Power Technologies	NTCSA	Owner's services, second 500 MVA transformer at Paulputs
High Voltage Technologies SA	Eskom	Esselen 88 kV emergency bypass, civil and cabling works
Triveni Turbines Africa	Eskom	Refurbishment of the gas turbines of Ankerlig power station
Ratamang Engineering and Supplies	Eskom	Bearing and seal spares for Medupi power station
Tshedza Mining Resources	Eskom	Coal supply to Kendal and Kusile (contract modification)
Gakennoshi Power Projects	Transnet	Boschmankop and Aberdeen traction substations
KMSD Engineering Consultants	SANBI	Standby generator for the National Biodiversity Institute

© 2026 Deepbloo. Reproduction permitted with attribution.

07

SECTION 07

Market segments

© 2026 Deepbloo. Reproduction permitted with attribution.

ELECTRICITY · SOUTH AFRICA

Market segments

The operation and maintenance of power stations and transmission and distribution grids come first, almost level: 373 consultations (34.3%) for power stations (spare parts, overhauls, plant maintenance and outage services, mainly for Eskom's power stations) and 370 (34.0%) for grids (substations, transformers, lines, medium and high voltage switchgear). Generators and standby power (144) and renewables and storage (82) follow, ahead of street lighting (60), electricity metering (33) and energy efficiency (25).

Each consultation is attached to **one segment only**, the most specific one: a transformer for a power station is counted under power stations, solar street lights under street lighting. The counts therefore add up to the 1,087 consultations. Power stations and grids together account for 743 consultations (68.4%).

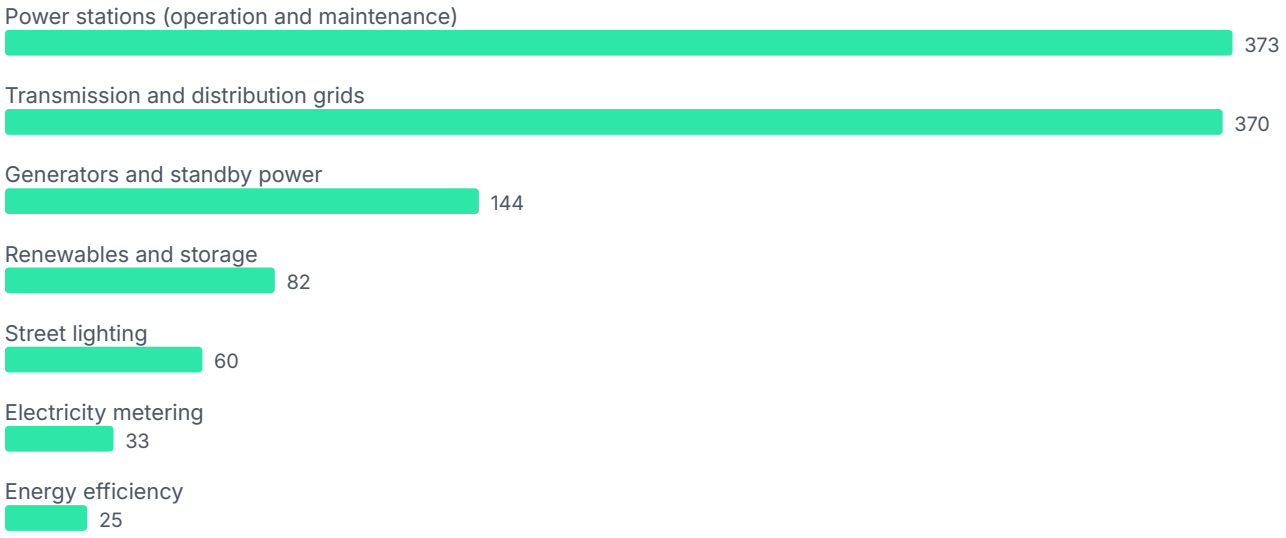

Figure 4: Consultations by segment

© 2026 Deepbloo. Reproduction permitted with attribution.

Segments: change between the two periods

SEGMENT	TOTAL	SHARE	MAR. TO JUN. 2026	JUL. TO OCT. 2026
Power stations (operation and maintenance)	373	34.3%	183	190
Transmission and distribution grids	370	34.0%	164	206
Generators and standby power	144	13.2%	51	93
Renewables and storage	82	7.5%	31	51
Street lighting	60	5.5%	24	36
Electricity metering	33	3.0%	14	19
Energy efficiency	25	2.3%	13	12

> The "Power stations" segment covers purchases for the operation and maintenance of power stations, mainly by Eskom. Non-electrical services bought for power station sites (security, catering, office cleaning, gardening, furniture, fire and medical services) are excluded from the count. Changes between the two periods partly reflect the wider coverage of aggregation platforms from April 2026 (section 03); for segments with few consultations, they should be read as orders of magnitude.

Examples of consultations, July to October 2026 (titles summarised)

SEGMENT	BUYER	SUBJECT
Power stations (operation and maintenance)	Eskom	Supply, repair and refurbishment of LV switchgear assemblies installed at Grootvlei power station
Power stations (operation and maintenance)	Eskom	Coal chute optimisation at Medupi power station
Transmission and distribution grids	Eskom	Panel of suppliers for the design, manufacture and supply of power transformers for NTCSA
Transmission and distribution grids	eThekwini	Supply, installation and testing of outdoor 132 kV and 275 kV switchgear for substations over 36 months
Generators and standby power	Midvaal	Supply, installation, testing and commissioning of diesel generators
Renewables and storage	Eskom	Hybrid wind and solar PV microgrid research facility (Eskom Research, Testing and Development)
Street lighting	Senqu	Supply and installation of high mast lights in five wards
Electricity metering	NTCSA	Supply, installation, testing and commissioning of smart meters
Energy efficiency	City of Cape Town	Energy efficiency programme for schools and City facilities, 2027 to 2029

© 2026 Deepbloo. Reproduction permitted with attribution.

08

SECTION 08

Tender conditions

© 2026 Deepbloo. Reproduction permitted with attribution.

ELECTRICITY · SOUTH AFRICA

Tender conditions

The median time given to companies to submit a bid is **25 days** between publication and closing date. A quarter of consultations allow 18 days or less, and a quarter 32 days or more. Where the contract type is recorded, services come first (605 of 996 consultations), ahead of supplies (291) and works (100).

MEDIAN TIME
25 days
PUBLICATION → CLOSING DATE

SHORTEST QUARTER
≤ 18 days
TO RESPOND

LONGEST QUARTER
≥ 32 days
TO RESPOND

Contract types



Figure 5: Breakdown by contract type

Procedures and estimated values

The procedure is recorded for 1,021 of the 1,087 consultations. Open requests for bids dominate, ahead of requests for quotation, used for smaller purchases. Estimated values are almost never published: 9 of the 1,087 consultations give one (0.8%); with so few values, the report gives no distribution of amounts.

PROCEDURE	CONSULTATIONS	SHARE
Request for bids (open tender)	658	64.4%
Request for quotation	243	23.8%
Request for proposal	80	7.8%
Expression of interest or request for information	25	2.4%
Limited, restricted or sole-source bidding	15	1.5%

> The contract type is not recorded for 91 of the 1,087 consultations; the breakdown covers the others. Procedure shares are calculated on the consultations that record a procedure; 66 do not, or only give a contract form (Eskom supply or term service contracts). Response time is measured on the 1,077 consultations with a usable closing date (between 1 and 120 days after first publication).

© 2026 Deepbloo. Reproduction permitted with attribution.

09

SECTION 09

Key trends

© 2026 Deepbloo. Reproduction permitted with attribution.

ELECTRICITY · SOUTH AFRICA

Key trends

Eskom at the centre of demand

Eskom launched 468 of the 1,087 consultations (43.1%), through its divisions and head office. NTCSA, its transmission subsidiary, published 14 consultations under its own name over the period, and a further 12 consultations whose reference identifies NTCSA were published under the Eskom name.

Power stations and grids first

More than two consultations in three (68.4%) concern power stations or transmission and distribution grids, almost level (373 and 370). Power station consultations concern the operation and maintenance of existing plants, mainly Eskom's; grid consultations cover both maintenance and new substations, lines and connections.

Renewables and storage: small numbers

Renewables and storage account for 82 consultations: 31 from March to June and 51 from July to October 2026. These are small numbers, and the change should be read as an order of magnitude. Large-scale renewable generation is procured through the IPP Office programmes and, increasingly, through corporate power purchase agreements, neither of which is published through the tender channels analysed in this report.

Smart metering, a segment of its own

Electricity metering accounts for 33 consultations, published by Eskom, NTCSA, Transnet and municipalities. Eskom has announced a plan for 6.2 million smart meters over three years.

Two measures of change, to be read together

On official platforms, the like-for-like comparison, the number of consultations rose by 20.0% between the two four-month periods, the same rate as for all tender notices collected from these platforms (20.0%). Across all sources, the sector rose by 26.5% and the reference by 60.7%; the reference rises faster because it counts notices as published, including those relayed by the aggregation platforms added from April 2026.

© 2026 Deepbloo. Reproduction permitted with attribution.

EDITORIAL

Conclusion

Between March and October 2026, 1,087 public consultations were published in South Africa in the electricity sector. Their profile is clear: one dominant buyer, Eskom, with 43.1% of consultations; demand centred on the operation and maintenance of existing power stations (34.3%) and on transmission and distribution grids (34.0%); and short response times, with a median of 25 days between publication and closing date.

These figures do not measure investment or contract values. They show how the sector's priorities translate into calls for tender. Power stations and grids together account for 68.4% of consultations. Renewables and storage represent 82 consultations: this low number does not reflect the size of the renewable energy market, because the large volumes procured through the IPP Office programmes (3,940 MW under bid window 7 of the REIPPPP) and through corporate power purchase agreements are not published through the tender channels analysed here. Smart metering appears as a segment of its own, with 33 consultations.

On official platforms, the like-for-like comparison, the number of consultations rose by 20.0% between the two four-month periods, the same rate as for all tender notices collected from these platforms: the sector followed the general trend. Two indicators will show how the transmission build-out planned to 2034 translates into tenders: the number of consultations published by NTCSA or carrying its reference (26 over the period), and the share of grid consultations.

© 2026 Deepbloo. Reproduction permitted with attribution.

10

SECTION 10

Appendices

© 2026 Deepbloo. Reproduction permitted with attribution.

ELECTRICITY · SOUTH AFRICA

Appendices

A. Terms searched, by segment

A notice is kept as soon as one of the terms below appears in its title (or in the title of one of its lots). Terms are searched in English, the language of South African notices. When a title contains terms from several segments, the consultation is attached to the most specific one, in this order: electricity metering, street lighting, energy efficiency, renewables and storage, power stations, generators and standby power, then grids.

SEGMENT	TERMS SEARCHED
Power stations (operation and maintenance)	power station, power plant, nuclear station, nuclear power
Transmission and distribution grids	substation, substations, sub-station, sub station, switching station, transformer, transformers, transmission line, distribution line, overhead line, overhead lines, power line, power lines, medium voltage, high voltage, low voltage, electrical reticulation, electricity reticulation, MV reticulation, LV reticulation, electrification, switchgear, ring main unit, circuit breaker, circuit breakers, protection relay, kV, electricity network, electrical network, electricity distribution, electricity supply, bulk electricity, MV cable, MV cables, power cable, power cables
Generators and standby power	generator, generators, genset, standby power
Renewables and storage	solar, photovoltaic, wind farm, wind turbine, wind energy, hydropower, hydro power, hydroelectric, renewable energy, independent power producer, battery energy storage, energy storage, BESS, gas to power, biogas, mini-grid, minigrid, microgrid
Street lighting	street light, street lights, streetlight, streetlights, street lighting, high mast, high masts
Electricity metering	prepaid meter, prepaid meters, smart meter, smart meters, electricity meter, electricity meters
Energy efficiency	energy efficiency, energy management, energy audit, heat pump, heat pumps, solar water heater

Exclusion rules. Notices whose title relates to another activity are removed: power tool or power tools, Power BI, PowerPoint, power washing; water or sewer reticulation, sewerage disposal, nuclear medicine; transformation (and transform, transforming, transformational); scrap (of scrap, scrap transformers, scrap kVA, ferrous scrap, scrap conveyor, scrap material, scrap mixed), used transformer oil, obsolete stock; offers to purchase and purchase combined with collection or removal (disposals of equipment), disposal of 1 (disposals of single items); transport services, staff or employee transport, bus services; nitrogen, oxygen, ozone, chlorine, signal, function, smoke, fog and foam generators; clean steam, ethylene, hypochlorite, Tc-99m, NovaTec (laboratory and medical equipment).

© 2026 Deepbloo. Reproduction permitted with attribution.

Follow-up publications are excluded from the count of consultations: titles containing names or list of bidders (and bidders names, bidders list, publication of names or of bidders), regret letter or regert (a misspelling of regret), notification, notice, letter or publication of award (and award notice, award notification, awarded bidders), cancellation (and tender or bid cancelled), withdrawal of the tender, addendum, extension or postponement of the closing date, validity period; titles starting with Award, Bidders, Cancellation, Regret, Withdrawal, Successful, Unsuccessful, Addendum, Extension of, Letter to or Notice of; references carrying a follow-up suffix (cancel, names, bidders, award, regret, validity, withdraw); other follow-up terms: validity, tender extension, erratum, titles starting with Request to extend, and reference suffixes extens, extns and bidderlist. They are covered in section 06. Notices relayed by an aggregation platform under its own reference, when the original comes from Eskom's tender bulletin, are duplicates of the original and are not counted again.

A few notices wrongly attached to South Africa (buyers located in other countries) were removed.

B. Counting rules

- A consultation published on several platforms, or republished before its closing date, is counted once.
- A relaunch published after the closing date is counted as a new consultation.
- Each lot published separately counts as one consultation.
- A re-issue or a variant of the same reference (case, spacing, punctuation, a suffix such as R, Re-issue or a platform name) published before the closing date of the first publication designates the same consultation.
- Follow-up publications (award notifications, lists of bidders, cancellations, regret letters, validity extensions) are not counted as consultations; they are covered in section 06.
- Non-electrical services and supplies bought for electricity sites (security, catering, office cleaning, gardening, accommodation, furniture, fire and medical services, general building works) are not counted.
- A consultation is attached to the month of its first publication.

C. Sources of the reference points, context and cross-checks

Public references used for the introduction, the country profile, the "Market context" page and the cross-check in section 02 (consulted in November 2026).

1. Eskom, media statement, 2 October 2026: "More than 500 days without loadshedding, EAF improves to 68.11%" https://www.eskom.co.za/category/news/
2. NTCSA, Transmission Development Plan 2024, public report (Rev 2) https://www.ntcsa.co.za/wp-content/uploads/2025/02/TDP-2024-Public-Report_Rev2.pdf
3. IPP Office, media statement on the Independent Transmission Projects programme and additional preferred bidders under REIPPPP bid window 7, 15 December 2025 https://www.ipp-renewables.co.za/_entity/annotation/613d59d6-de10-d6db-83a6-86b1a2031c32
4. Eskom, annual financial statements for the year ended 31 March 2026 https://www.eskom.co.za/wp-content/uploads/2026/08/Eskom-annual-financial-statements-2026.pdf
5. Eskom, "Eskom steps up plans to end load reduction, increase Free Basic Electricity registration and protect revenue" https://www.eskom.co.za/eskom-steps-up-plans-to-end-load-reduction-increase-free-basic-electricity-registration-and-protect-revenue/
6. Eskom, "Eskom continues to deliver energy security during winter, sustains EAF upward trajectory and removes five provinces from load reduction"

© 2026 Deepbloo. Reproduction permitted with attribution.

https://www.eskom.co.za/eskom-continues-to-deliver-energy-security-during-winter-sustains-eaf-upward-trajectory-and-removes-five-provinces-from-load-reduction/

7. National Treasury, RT29-2024, briefing session questions and answers
   https://www.treasury.gov.za/divisions/ocpo/ostb/RT29-2024%20Appendix%201%20Briefing%20Session%20Question%20and%20Answers.pdf
8. Treasury Regulation 16A (PFMA), minimum advertising period
   https://source.acts.co.za/public-finance-management-act-1999/r225_16a__supply_chain_management.php
9. MFMA Supply Chain Management Regulations, regulation 22, public invitation for competitive bids
   https://source.acts.co.za/municipal-finance-management-act-2003/n868_22__public_invitation_for.php
10. NTCSA, procurement plans 2025/26
    https://www.ntcsa.co.za/wp-content/uploads/2025/05/NTCSA-Procurement-Plans-FY25-26.pdf
11. Statistics South Africa, Mid-year population estimates 2026
    https://www.statssa.gov.za/?p=19764
12. World Bank, World Development Indicators, South Africa, GDP (current US$) 2025
    https://data.worldbank.org/country/south-africa
13. IMF, World Economic Outlook, October 2026, Real GDP growth (DataMapper)
    https://www.imf.org/external/datamapper/datasets/WEO
14. BloombergNEF, South Africa Transition Factbook 2026
    https://assets.bbhub.io/professional/sites/44/South-Africa-Transition-Factbook.pdf
15. Eskom, Generation plant mix (Rev 32, July 2025)
    https://www.eskom.co.za/wp-content/uploads/2025/07/GX-0001-Generation-Plant-Mix-Rev-32.pdf
16. SAnews (South African Government News Agency), "Joburg settles R5.25bn Eskom debt", 23 August 2026 (Minister of Electricity and Energy)
    https://www.sanews.gov.za/south-africa/joburg-settles-r525bn-eskom-debt
17. Constitutional Court of South Africa, Premier of the Western Cape Government and Another v Speaker of the National Assembly and Others; City of Cape Town and Others v Speaker of the National Assembly and Others (CCT 103/25; CCT 144/25) [2026] ZACC 37, judgment of 17 September 2026
    https://www.concourt.org.za/index.php/127-judgments
18. National Treasury, media statement of the Minister of Finance on the Constitutional Court judgment on the Public Procurement Act, 17 September 2026
    https://www.treasury.gov.za/comm_media/press/2026/2026091701%20MEDIA%20STATEMENT-THE%20MINISTER%20OF%20FINANCE%20HAS%20NOTED%20AND%20RESPECTS%20THE%20JUDGEMENT%20OF%20THE%20CONSTITUTIONAL%20COURT.pdf
19. BloombergNEF, press release on the South Africa Transition Factbook 2026, 7 September 2026
    https://about.bnef.com/insights/clean-energy/bloombergnefs-south-africa-transition-factbook-power-market-reform-and-private-investments-drive-energy-transition/

D. Data sources

Data consolidated from **13** sources: National Treasury eTender portal, Eskom tender bulletin, Transnet supplier portal, City of Cape Town, City of Tshwane, City Power Johannesburg, Development Bank of Southern Africa, gov.za government portal, World Bank, Deepbloo historical collection, three private aggregation platforms (Aggregators A, B and C)*.

> * Aggregated data: these platforms compile notices published by a wide range of public buyers (websites, notice boards, regional portals). They complete the coverage of official portals: 95% of the consultations analysed were found on at least one official source, and 51 (4.7%) only through these platforms.

© 2026 Deepbloo. Reproduction permitted with attribution.

DEEPBLOO What is Deepbloo?

Deepbloo spots projects before they become tenders. The platform analyses the signals that precede a call for tender, such as buyers' published procurement plans, council resolutions, building permits, environmental authorisations and the decisions of public and private project owners, to flag the operations that will lead to a consultation, often several months in advance.

For example, the procurement plan that a state-owned company publishes at the start of its financial year announces the engineering, supply and works tenders it intends to launch in the following months.

Deepbloo also collects and structures the public tenders published in France and in more than 190 countries, from official portals, buyers' own websites and other publication sources. Notices are classified by sector, located and enriched using artificial intelligence, then sent to each user according to their criteria.

The Deepbloo Panoramas draw on this database to describe, sector by sector and country by country, the consultations published.

deepbloo.com

© 2026 Deepbloo. Reproduction permitted with attribution.